

Scaled data based on original data using
LM-79-08 Approved Method: Electrical and Photometric Measurements of Solid-
State Lighting Products

Test Report Prepared for
Cooper Lighting Solutions
(formerly Eaton)

Brand: STREETWORKS

Report Number: P415600

Luminaire Tested: **LXF.LXT-PA1-50-760-U-SL3-CL**

Issue Date: 10/26/2020

Test Information

Test Method: LM-79-08
Report Number: P415600
TEST IS SCALED FROM IESNA LM-79-08 TEST DATA (G3-1907-433-14)
Test Lab: INNOVATION CENTER
Issue Date: 10/26/2020
Manufacturer: COOPER LIGHTING SOLUTIONS (FORMERLY EATON)
Product Line: STREETWORKS
Catalog Number: LXF.LXT-PA1-50-760-U-SL3-CL
Description: DECORATIVE POST TOP LUMINAIRE
(1) 70 CRI, 5700K, 670mA LIGHT ENGINE WITH 24 LEDS AND TYPE III SPILL
LIGHT ELIMINATOR OPTICS AND CLEAR LENS PANELS
Light Source: -
Ballast/Driver: ELECTRONIC DRIVER

Summary

Lumens per Lamp: N/A
Luminaire Lumens: 6184.9 lumens
Efficiency: N/A
Efficacy: 114.5 lumens/watt
Luminous Opening: Rectangular w/ Sides (W: 1.17' x L: 1.17' x H: 0.83')
IES Classification: Type III - Medium - Non-Cutoff
BUG Rating: B1 - U3 - G3

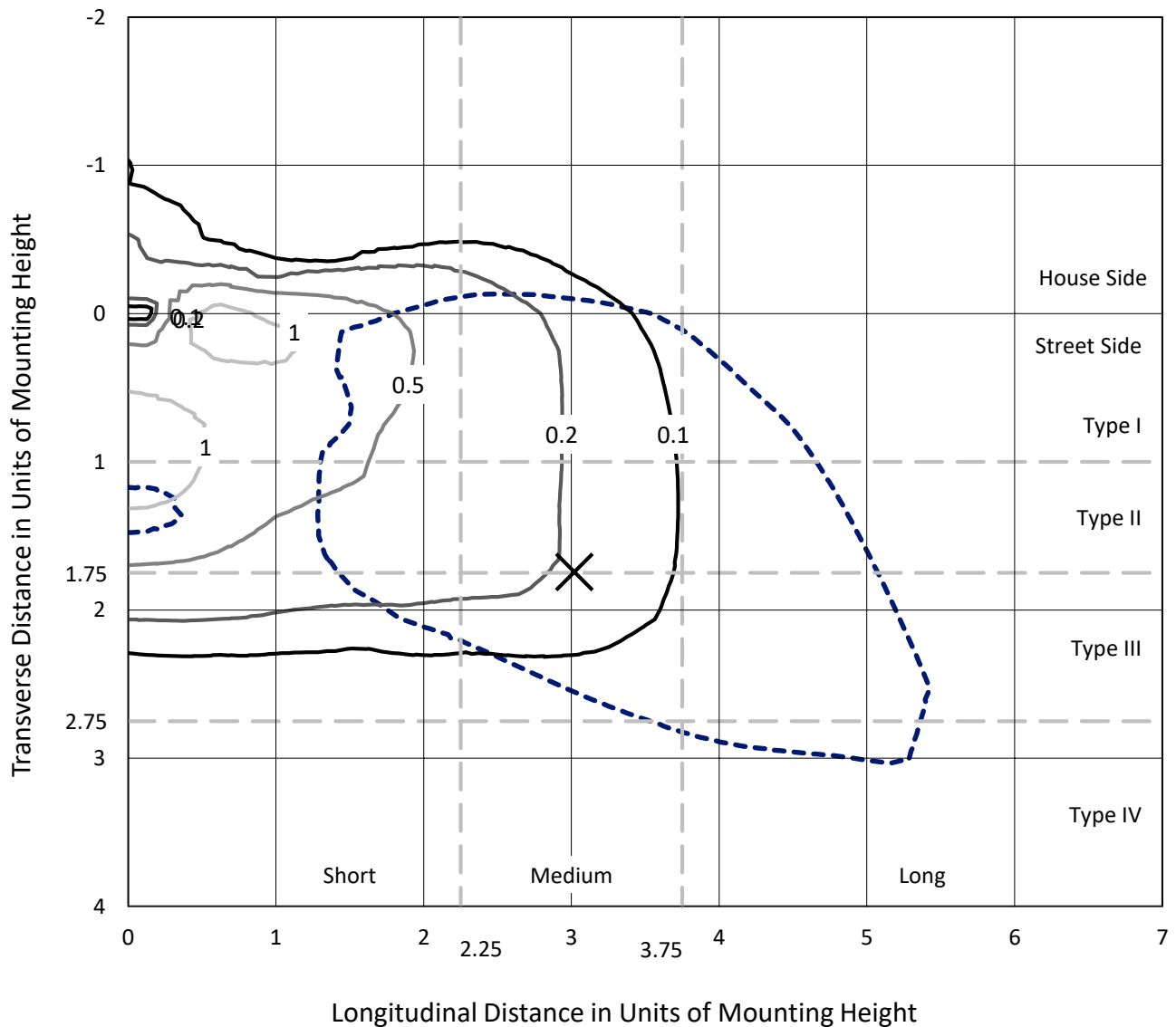
Input Watts (W): 54
Input Voltage (V): NR
Input Current (Ain): NR
Voltage Rise (V): NR
Power Factor: NR
Total Harmonic Distortion (THDi): NR
Frequency (hertz): 60
Stabilization Time: NR
Operation Time: NR
Ambient Temperature (°C): NR
Test Distance: 28.75 FT



REPORT NUMBER: P415600
 CATALOG NUMBER: LXF.LXT-PA1-50-760-U-SL3-CL

Iso-Footcandle Lines of Horizontal Illumination

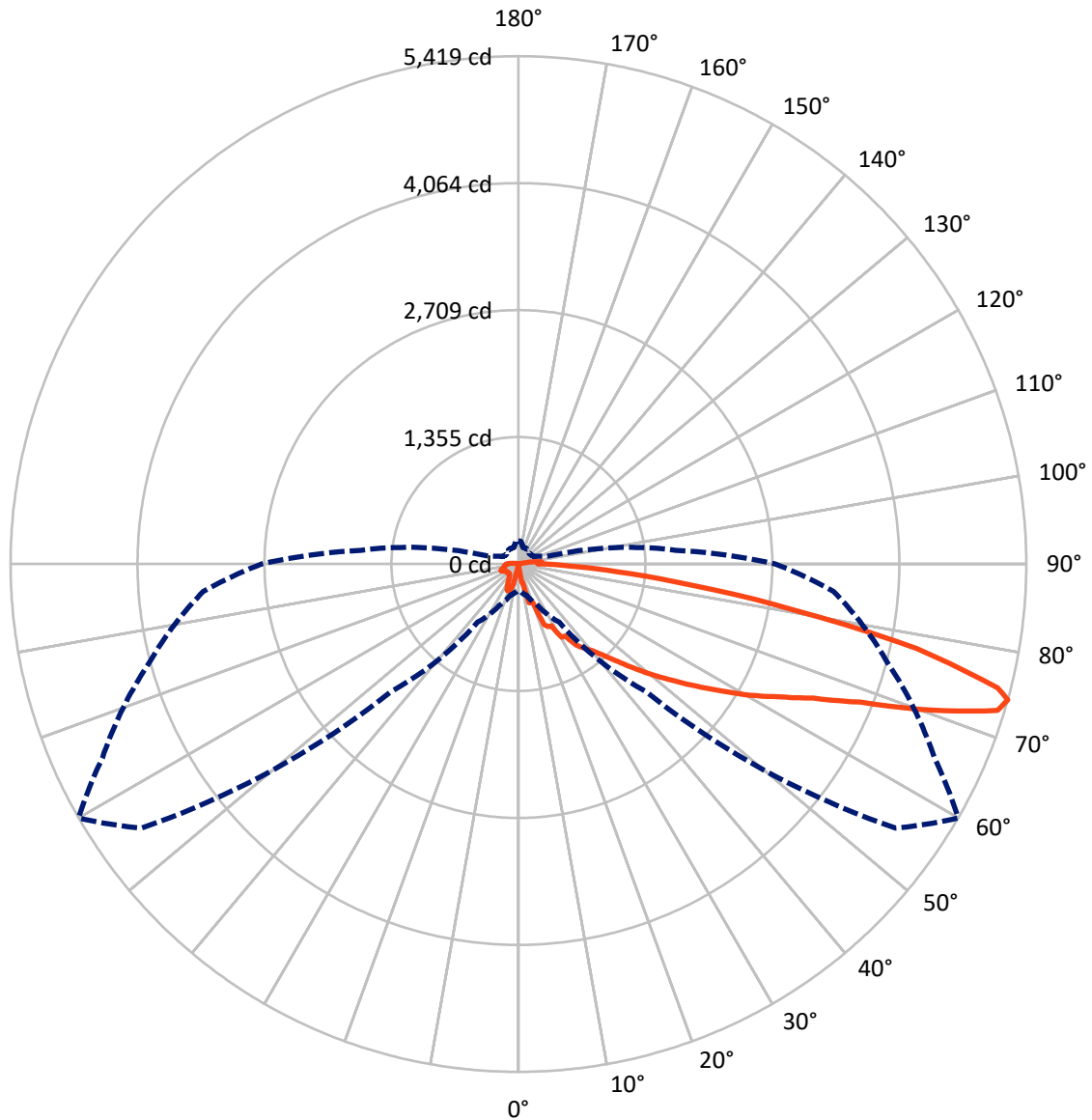
× Max cd
 - - - 1/2 Max cd



Based on 25 foot mounting height. Maximum calculated value = 1.3 fc
 Type III - Medium - Non-Cutoff

REPORT NUMBER: P415600
CATALOG NUMBER: LXF.LXT-PA1-50-760-U-SL3-CL

Luminous Intensity Polar Plot



— Vertical Plane Through 60-Deg Lateral - - - Horizontal Cone Through 74-Deg Vertical

REPORT NUMBER: P415600

CATALOG NUMBER: LXF.LXT-PA1-50-760-U-SL3-CL

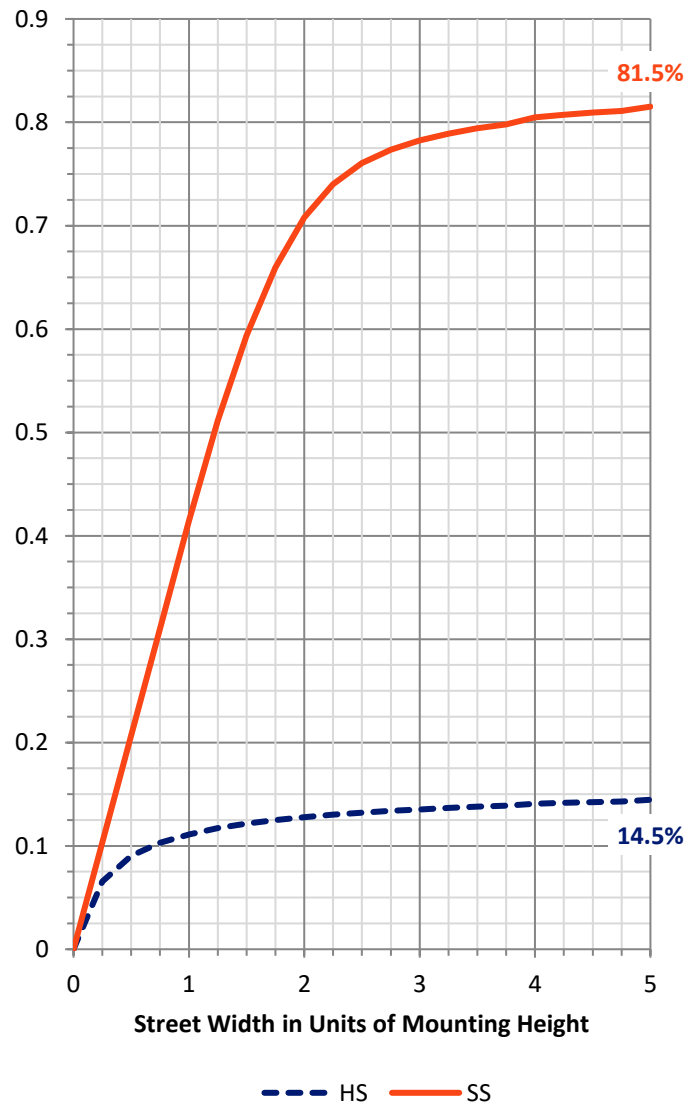
FLUX DISTRIBUTION:

		Downward	Upward	Total
House Side	Lumens	949.2	60.1	1009.3
	% Fixture	15.3	1.0	16.3
Street Side	Lumens	5111.2	64.4	5175.6
	% Fixture	82.6	1.0	83.7
Total	Lumens	6060.5	124.5	6184.9
	% Fixture	98.0	2.0	100.0

ZONAL LUMENS:

Zone	Lumens	% Fixture
0°-10°	6.9	0.1
10°-20°	79.0	1.3
20°-30°	239.2	3.9
30°-40°	478.7	7.7
40°-50°	821.3	13.3
50°-60°	1252.0	20.2
60°-70°	1542.6	24.9
70°-80°	1289.6	20.9
80°-90°	351.2	5.7
90°-100°	90.7	1.5
100°-110°	16.3	0.3
110°-120°	6.0	0.1
120°-130°	4.6	0.1
130°-140°	3.2	0.1
140°-150°	2.6	0.0
150°-160°	1.2	0.0
160°-170°	0.1	0.0
170°-180°	0.0	0.0
0°-90°	6060.5	98.0
0°-180°	6184.9	100.0

Coefficient of Utilization



REPORT NUMBER: P415600

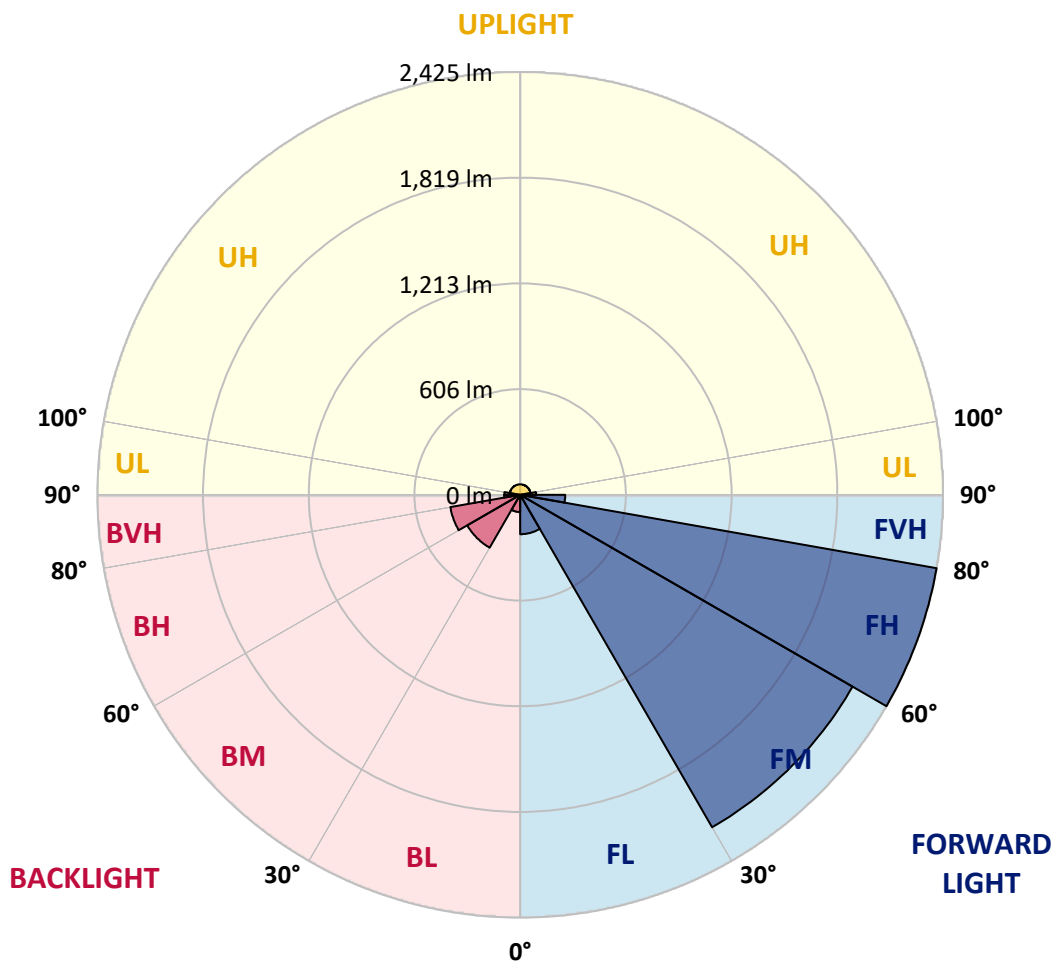
CATALOG NUMBER: LXF.LXT-PA1-50-760-U-SL3-CL

LUMINAIRE CLASSIFICATION SYSTEM LUMEN TABLE AND BUG RATING:

Zone		Lumens	% Fixture	Zone Rating/Lumen Limit		
				B	U	G
FL	(0°-30°)	225.9	3.7			
FM	(30°-60°)	2201.8	35.6			
FH	(60°-80°)	2425.4	39.2			G2/5000
FVH	(80°-90°)	258.2	4.2			G3/500
BL	(0°-30°)	99.2	1.6	B0/110		
BM	(30°-60°)	350.2	5.7	B1/1000		
BH	(60°-80°)	406.8	6.6	B1/500		G1/500
BVH	(80°-90°)	93.0	1.5			G1/100
UL	(90°-100°)	90.7	1.5		U3/500	
UH	(100°-180°)	60.1	1.0		U3/500	

BUG Rating: B1-U3-G3

Type III Medium





REPORT NUMBER: P415600

CATALOG NUMBER: LXF.LXT-PA1-50-760-U-SL3-CL

CANDELA DISTRIBUTION (FULL):

	0°	5°	15°	25°	35°	45°	55°	60°	65°	75°	85°
0°	4.2	4.2	4.2	4.2	4.2	4.2	4.2	4.2	4.2	4.2	4.2
2.5°	7.8	7.1	6.4	7.1	7.8	7.1	5.6	4.9	4.2	4.2	4.2
5°	206.2	203.3	201.9	157.4	37.4	23.3	9.2	6.4	5.6	4.2	4.2
7.5°	209.0	206.2	206.9	206.2	202.6	202.6	65.7	24.0	13.4	4.9	4.9
10°	220.3	216.0	210.4	209.7	208.3	206.2	202.6	198.4	45.2	7.8	7.1
12.5°	406.7	404.6	401.7	310.0	224.5	209.0	206.9	201.9	155.3	29.7	137.0
15°	403.9	403.1	398.2	400.3	399.6	227.3	257.7	430.0	413.0	299.4	345.3
17.5°	423.6	421.5	406.7	397.5	398.2	454.0	421.5	424.3	425.7	378.4	370.0
20°	574.7	571.2	569.8	553.5	404.6	533.1	543.7	440.6	451.2	587.4	656.6
22.5°	581.8	576.8	571.2	567.0	638.3	530.9	574.7	701.8	670.0	777.4	732.9
25°	785.8	772.4	716.6	580.4	637.6	611.4	743.5	739.9	700.4	811.2	783.7
27.5°	850.8	841.6	800.7	769.6	650.3	732.2	739.2	747.0	881.1	1119.1	1042.8
30°	1139.5	1068.2	884.0	864.9	775.9	738.5	845.1	905.9	991.3	1124.0	1102.8
32.5°	1304.8	1270.2	1181.2	1044.9	908.7	807.7	916.4	916.4	996.2	1358.4	1394.4
35°	1572.4	1460.8	1287.1	1194.6	1036.5	966.6	944.7	1064.0	1177.7	1426.9	1424.8
37.5°	1669.1	1658.5	1593.5	1309.7	1218.6	1051.3	1101.4	1138.1	1234.2	1525.8	1521.5
40°	1722.0	1745.3	1750.3	1558.2	1353.5	1214.4	1196.7	1217.2	1309.7	1664.8	1611.2
42.5°	1901.4	1909.8	1936.0	1717.1	1555.4	1392.3	1342.9	1334.4	1398.7	1826.5	1729.8
45°	2190.8	2195.1	2176.0	1900.0	1719.9	1568.8	1513.8	1481.3	1537.8	1986.8	1880.2
47.5°	2522.7	2532.6	2440.8	2106.8	1869.6	1739.0	1709.3	1659.2	1695.2	2131.5	2067.3
50°	2786.7	2783.9	2620.1	2274.2	2020.7	1913.4	1904.2	1857.6	1861.8	2307.3	2269.2
52.5°	2855.2	2851.0	2711.2	2397.7	2158.4	2094.8	2136.5	2064.5	2027.0	2489.5	2478.9
55°	2752.1	2759.9	2694.3	2449.3	2245.9	2254.4	2362.4	2300.3	2249.4	2661.8	2678.7
57.5°	2603.2	2594.0	2603.9	2469.0	2314.4	2410.4	2631.4	2553.7	2505.0	2856.6	2875.7
60°	2327.1	2314.4	2442.2	2447.8	2377.9	2586.9	2917.4	2841.8	2773.3	3062.1	3041.6
62.5°	1907.0	1890.8	2121.7	2317.9	2450.7	2793.8	3199.8	3117.9	3051.5	3280.3	3241.4
65°	1269.5	1346.4	1616.8	2034.1	2423.8	3091.8	3573.3	3450.4	3329.7	3504.1	3497.0
67.5°	736.4	791.5	989.9	1446.7	2202.8	3346.6	4165.6	3932.6	3724.4	3757.5	3741.3
70°	456.8	473.8	559.9	834.5	1552.6	3262.6	4822.3	4671.9	4230.6	4040.0	3779.4
72.5°	354.4	365.7	415.2	545.1	944.0	2523.4	5134.3	5345.4	4741.8	4114.1	3591.6
74°	290.2	297.2	348.8	487.9	757.6	1924.0	4912.6	5418.9	4898.5	4078.1	3375.6
75°	229.5	236.5	294.4	468.1	720.2	1534.9	4584.3	5282.6	4903.5	4022.3	3115.1
77.5°	140.5	145.4	158.9	323.4	654.5	876.9	3382.6	4348.5	4345.7	3340.3	2233.9
80°	111.6	113.0	118.6	170.2	533.1	795.0	2142.1	3001.4	2979.5	2005.2	1144.5
82.5°	77.0	82.6	93.9	110.1	283.8	778.8	1350.7	1864.7	1608.4	763.2	478.7
85°	51.5	55.8	71.3	81.9	151.8	828.9	969.4	1049.2	791.5	377.7	315.6
87.5°	21.2	21.9	32.5	39.5	61.4	397.5	652.4	519.6	364.3	239.3	257.0
90°	11.3	11.3	8.5	9.2	22.6	85.4	213.2	206.9	171.6	197.0	241.5
92.5°	12.7	12.7	8.5	9.2	21.9	67.1	230.9	235.8	197.0	209.7	258.4
95°	14.1	14.1	8.5	8.5	21.2	45.9	221.7	249.2	202.6	220.3	260.5
97.5°	15.5	16.2	7.8	7.8	16.9	34.6	139.1	170.2	132.0	114.4	125.0
100°	16.2	16.2	7.1	7.1	11.3	24.7	64.2	81.9	63.5	29.7	20.5
102.5°	16.2	16.9	7.1	6.4	7.8	15.5	20.5	29.7	23.3	17.7	19.1
105°	15.5	16.9	7.1	6.4	6.4	8.5	10.6	12.0	12.7	12.7	19.8
107.5°	12.0	13.4	5.6	6.4	5.6	5.6	4.2	4.9	6.4	11.3	19.8



REPORT NUMBER: P415600

CATALOG NUMBER: LXF.LXT-PA1-50-760-U-SL3-CL

CANDELA DISTRIBUTION (continued):

	0°	5°	15°	25°	35°	45°	55°	60°	65°	75°	85°
110°	8.5	8.5	4.2	5.6	4.9	5.6	3.5	4.2	5.6	8.5	16.2
112.5°	4.2	3.5	2.8	4.2	4.2	4.9	3.5	3.5	4.9	7.1	11.3
115°	2.8	3.5	2.1	2.8	3.5	3.5	2.8	3.5	4.2	7.1	12.0
117.5°	2.8	2.8	2.1	2.8	3.5	2.8	2.8	3.5	4.2	7.1	12.0
120°	3.5	2.8	2.1	2.8	2.8	2.1	2.8	3.5	3.5	7.1	12.0
122.5°	3.5	3.5	2.8	2.8	2.8	2.1	2.8	2.8	3.5	7.1	11.3
125°	4.2	3.5	2.8	2.8	2.8	2.1	2.8	2.8	3.5	6.4	10.6
127.5°	4.2	4.2	2.8	2.8	3.5	2.1	2.8	2.8	3.5	5.6	9.9
130°	4.2	4.2	3.5	2.8	3.5	2.8	2.8	2.8	3.5	4.9	8.5
132.5°	4.2	4.2	3.5	3.5	3.5	2.8	2.8	2.8	2.8	4.2	7.1
135°	4.9	4.2	3.5	3.5	4.2	2.8	2.8	2.8	2.8	3.5	4.9
137.5°	4.9	4.9	4.2	4.2	4.9	3.5	2.8	3.5	3.5	3.5	4.2
140°	5.6	5.6	5.6	4.9	4.9	3.5	3.5	3.5	3.5	4.2	4.2
142.5°	7.1	6.4	6.4	5.6	4.9	3.5	3.5	3.5	4.2	4.2	4.2
145°	7.8	7.8	7.1	6.4	4.9	3.5	3.5	4.2	4.2	4.9	4.9
147.5°	7.8	7.8	7.1	5.6	4.2	2.8	3.5	4.2	4.2	4.9	5.6
150°	7.8	7.1	6.4	4.9	3.5	2.1	2.8	3.5	4.2	4.9	5.6
152.5°	5.6	5.6	4.9	3.5	2.8	1.4	2.1	2.8	3.5	4.2	4.9
155°	3.5	3.5	2.8	2.1	2.1	1.4	2.1	2.8	2.8	3.5	4.2
157.5°	1.4	1.4	1.4	1.4	1.4	1.4	1.4	2.1	2.1	2.8	2.8
160°	0.7	0.7	1.4	0.7	1.4	1.4	1.4	2.1	2.1	2.1	2.1
162.5°	0.0	0.0	0.0	0.0	0.0	0.0	0.0	0.0	0.0	0.0	0.0
165°	0.0	0.0	0.0	0.0	0.0	0.0	0.0	0.0	0.0	0.0	0.0
167.5°	0.0	0.0	0.0	0.0	0.0	0.0	0.0	0.0	0.0	0.0	0.0
170°	0.0	0.0	0.0	0.0	0.0	0.0	0.0	0.0	0.0	0.0	0.0
172.5°	0.0	0.0	0.0	0.0	0.0	0.0	0.0	0.0	0.0	0.0	0.0
175°	0.0	0.0	0.0	0.0	0.0	0.0	0.0	0.0	0.0	0.0	0.0
177.5°	0.0	0.0	0.0	0.0	0.0	0.0	0.0	0.0	0.0	0.0	0.0
180°	0.0	0.0	0.0	0.0	0.0	0.0	0.0	0.0	0.0	0.0	0.0



REPORT NUMBER: P415600

CATALOG NUMBER: LXF.LXT-PA1-50-760-U-SL3-CL

CANDELA DISTRIBUTION (continued):

	90°	95°	105°	115°	125°	135°	145°	155°	165°	175°	180°
0°	4.2	4.2	4.2	4.2	4.2	4.2	4.2	4.2	4.2	4.2	4.2
2.5°	4.2	4.2	4.2	3.5	3.5	2.1	2.8	2.8	3.5	4.2	4.9
5°	4.2	4.9	4.2	3.5	3.5	2.8	3.5	3.5	3.5	4.9	4.9
7.5°	4.9	4.9	4.2	4.2	3.5	2.8	4.9	152.5	175.1	180.7	182.2
10°	6.4	6.4	5.6	4.9	4.2	164.5	181.5	181.5	180.0	181.5	181.5
12.5°	140.5	151.1	24.0	12.0	135.6	170.9	166.6	163.8	161.0	158.2	156.7
15°	341.7	331.1	303.6	228.1	210.4	156.7	144.0	199.8	213.2	216.8	216.0
17.5°	360.8	343.8	302.2	317.0	278.2	200.5	180.7	179.3	171.6	171.6	172.3
20°	678.5	639.7	412.3	309.2	241.5	242.9	154.6	137.7	144.0	153.2	158.9
22.5°	696.9	646.0	482.2	402.4	217.5	196.3	151.1	133.4	180.0	198.4	199.8
25°	743.5	662.3	488.6	338.9	245.7	161.0	150.4	139.1	165.2	182.2	180.7
27.5°	1006.8	893.1	620.6	312.1	194.2	151.8	141.9	133.4	164.5	192.0	191.3
30°	1005.4	880.4	573.3	287.4	160.3	141.2	129.2	145.4	153.2	163.8	164.5
32.5°	1305.5	1119.1	627.0	238.6	141.9	122.1	127.8	132.7	139.1	165.9	171.6
35°	1311.8	1094.4	544.4	218.9	130.6	116.5	120.0	131.3	144.7	161.7	163.1
37.5°	1337.2	1081.7	451.9	180.7	134.1	117.9	125.0	137.7	134.1	157.4	160.3
40°	1383.8	1085.2	379.8	161.7	132.0	117.9	130.6	132.7	133.4	145.4	146.9
42.5°	1455.9	1104.2	319.1	153.2	129.9	127.8	126.4	127.1	122.1	146.2	149.0
45°	1558.2	1143.8	272.5	150.4	129.9	149.0	132.0	127.1	116.5	168.0	180.0
47.5°	1709.3	1221.5	245.0	151.1	130.6	142.6	130.6	123.6	121.4	196.3	204.8
50°	1880.2	1310.4	226.6	153.9	130.6	140.5	128.5	127.1	134.9	199.1	201.2
52.5°	2063.8	1429.0	220.3	156.7	140.5	142.6	146.2	145.4	129.9	159.6	159.6
55°	2250.2	1551.9	222.4	160.3	148.3	146.2	156.0	137.7	111.6	118.6	117.2
57.5°	2426.0	1695.2	237.2	158.2	143.3	144.7	157.4	129.2	111.6	118.6	121.4
60°	2616.6	1850.5	278.2	152.5	141.2	140.5	155.3	136.3	111.6	136.3	137.0
62.5°	2848.9	2064.5	367.1	158.2	152.5	144.7	156.0	150.4	127.8	130.6	133.4
65°	3123.5	2285.5	451.9	180.0	161.0	145.4	153.9	158.2	144.7	139.8	139.1
67.5°	3324.7	2339.8	455.4	209.0	172.3	153.2	155.3	172.3	158.2	161.0	159.6
70°	3273.9	2191.6	394.7	221.0	179.3	159.6	159.6	178.6	166.6	191.3	192.0
72.5°	3025.4	1902.8	333.3	204.8	170.2	161.7	177.2	185.0	177.2	230.2	227.3
74°	2740.1	1685.3	306.4	186.4	166.6	161.0	182.2	185.0	182.9	245.7	243.6
75°	2521.3	1514.5	291.6	175.8	164.5	158.9	183.6	185.7	185.0	247.8	247.1
77.5°	1742.5	1023.1	254.9	156.7	161.0	158.9	182.9	189.9	194.9	246.4	244.3
80°	893.8	559.9	212.5	148.3	159.6	163.1	180.7	183.6	191.3	233.0	230.9
82.5°	448.3	322.7	156.0	136.3	161.7	177.2	181.5	177.9	180.0	214.6	211.1
85°	288.8	223.1	103.8	114.4	164.5	192.0	180.7	165.9	168.7	187.1	185.7
87.5°	232.3	165.2	63.5	89.0	175.1	175.8	165.2	146.9	143.3	146.9	144.7
90°	214.6	153.2	53.7	84.0	169.4	146.9	134.9	120.0	107.3	108.0	103.8
92.5°	230.9	160.3	57.2	83.3	134.9	103.1	98.8	91.1	75.5	67.1	62.8
95°	227.3	153.9	57.9	70.6	98.8	58.6	69.9	64.2	46.6	35.3	33.2
97.5°	109.4	77.7	51.5	55.1	57.9	44.5	59.3	54.4	33.9	21.9	20.5
100°	20.5	28.9	45.9	52.2	45.9	34.6	46.6	41.7	18.4	11.3	10.6
102.5°	19.8	16.2	34.6	47.3	28.9	19.8	25.4	23.3	12.0	8.5	8.5
105°	20.5	16.2	16.2	32.5	17.7	9.2	7.8	11.3	8.5	8.5	9.2
107.5°	21.2	16.2	9.9	10.6	8.5	7.1	5.6	5.6	6.4	9.2	9.9



REPORT NUMBER: P415600

CATALOG NUMBER: LXF.LXT-PA1-50-760-U-SL3-CL

CANDELA DISTRIBUTION (continued):

	90°	95°	105°	115°	125°	135°	145°	155°	165°	175°	180°
110°	16.9	14.1	9.2	8.5	7.8	7.1	5.6	4.9	6.4	9.9	10.6
112.5°	12.0	11.3	8.5	7.1	6.4	6.4	4.9	4.2	6.4	10.6	11.3
115°	12.0	11.3	7.1	6.4	4.9	5.6	4.9	4.2	6.4	12.0	12.7
117.5°	12.7	10.6	7.1	5.6	4.2	4.2	4.2	4.2	7.1	12.0	12.7
120°	12.7	10.6	7.1	4.9	4.2	3.5	4.2	4.2	7.1	12.0	13.4
122.5°	12.0	10.6	6.4	4.9	4.2	3.5	3.5	3.5	6.4	12.0	12.7
125°	11.3	9.9	6.4	4.9	4.2	2.8	3.5	3.5	6.4	11.3	12.7
127.5°	10.6	9.2	6.4	4.9	3.5	2.8	3.5	3.5	6.4	10.6	12.0
130°	9.2	8.5	5.6	4.2	3.5	2.8	3.5	3.5	6.4	9.9	11.3
132.5°	7.8	7.1	4.9	4.2	3.5	2.8	3.5	2.8	4.9	9.2	9.9
135°	5.6	5.6	4.9	3.5	3.5	2.1	2.8	2.8	4.2	7.1	7.8
137.5°	4.9	4.9	4.2	3.5	3.5	2.1	2.8	2.1	3.5	5.6	6.4
140°	4.9	4.9	4.2	3.5	2.8	2.1	2.1	2.1	2.8	4.9	4.9
142.5°	4.9	4.9	4.2	3.5	2.8	2.1	2.1	2.1	2.8	4.2	4.9
145°	4.9	4.9	4.9	4.2	2.8	2.1	2.1	2.1	2.8	4.2	4.2
147.5°	5.6	5.6	4.9	3.5	2.8	1.4	1.4	2.1	2.8	4.2	4.2
150°	5.6	5.6	4.9	3.5	2.8	1.4	0.7	1.4	2.1	3.5	4.2
152.5°	4.9	4.9	4.2	3.5	2.1	1.4	0.7	1.4	2.1	3.5	3.5
155°	4.2	4.2	3.5	2.8	2.1	0.7	0.0	0.7	1.4	2.8	2.8
157.5°	2.8	3.5	2.8	2.1	1.4	0.7	0.0	0.7	0.7	2.1	2.1
160°	2.8	2.8	2.8	2.1	1.4	0.7	0.0	0.0	0.7	1.4	1.4
162.5°	0.0	0.0	0.0	0.0	0.0	0.0	0.0	0.0	0.0	0.0	0.0
165°	0.0	0.0	0.0	0.0	0.0	0.0	0.0	0.0	0.0	0.0	0.0
167.5°	0.0	0.0	0.0	0.0	0.0	0.0	0.0	0.0	0.0	0.0	0.0
170°	0.0	0.0	0.0	0.0	0.0	0.0	0.0	0.0	0.0	0.0	0.0
172.5°	0.0	0.0	0.0	0.0	0.0	0.0	0.0	0.0	0.0	0.0	0.0
175°	0.0	0.0	0.0	0.0	0.0	0.0	0.0	0.0	0.0	0.0	0.0
177.5°	0.0	0.0	0.0	0.0	0.0	0.0	0.0	0.0	0.0	0.0	0.0
180°	0.0	0.0	0.0	0.0	0.0	0.0	0.0	0.0	0.0	0.0	0.0

(END OF REPORT)